

R-140 (CUSTOM DOUBLE LEAF) Roof Hatch

DESCRIPTION & USE

- Double leaf hatches in custom sizes
- For use where large openings are required
- Ideal for installation, servicing or removal of heavy equipment through the roof
- Doors open to a full 90 degrees for an obstructed opening

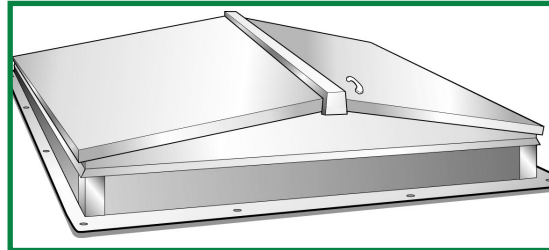
FEATURES & BENEFITS (BETTER BY DESIGN)

- **Heavy Gauge Construction** - Built to withstand live loads up to 40 lbs (18 kg) per square foot.
- **Choice of Metal** - Hatches can be fabricated from galvanized steel (coated in a grey primer paint), mill finish utility grade aluminum, stainless steel or copper.
- **Easy to Install** - Pre-punched holes in the curb flange allow for quick fastening to the roof deck.
- **Superior Thermal Performance** - Fully insulated up to R-20 value. Suited for high efficiency buildings.
- **Hold Open Arms** - Door is locked in an open position to allow for safe egress and ingress.
- **Weathertight** - Doors are sealed with a durable neoprene gasket.
- **Inside and Outside Latch Releases** - Internal latch includes a padlock hasp for locking. Outer padlock hasp is optional.

ROOF HATCH OPTIONS

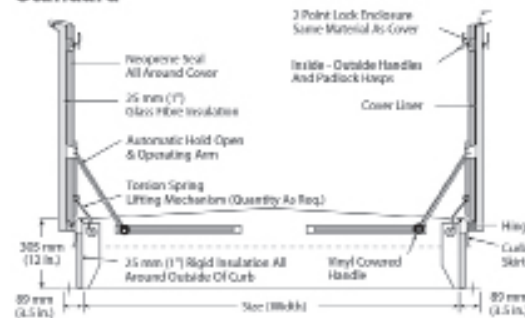
- Safety Bar Handle
- Safety Rail System
- Wind Gust Control Unit
- Skylight Domes
- Vandal Grid
- Higher Curbs
- Stainless Steel Hardware
- Gas Spring

Note: For roof hatches larger than 3' x 3' or with 2 or more guided door supports, the option to factory install the hold open lock mechanism is available when the location of the stair access is known. If the stair access location is not known, a field kit can be purchased.



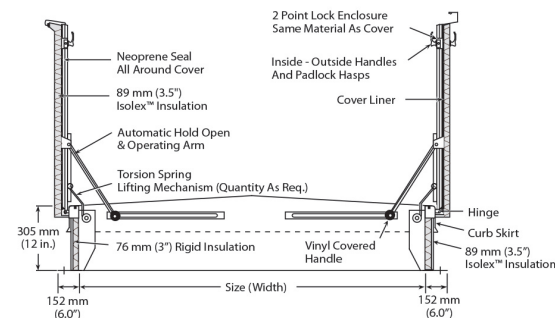
TECHNICAL DATA

Standard



Sample Roof Opening Sizes	Weight	
	Aluminum Galv.	Steel
1524 mm x 3353 mm (5'0" x 11'0")	222 kg. (490 lbs.)	363 kg. (800 lbs.)
1829 mm x 3353 mm (6'0" x 11'0")	264 kg. (580 lbs.)	408 kg. (900 lbs.)
2338 mm x 2438 mm (8'0" x 8'0")	254 kg. (560 lbs.)	385 kg. (850 lbs.)

R-20



Sample Roof Opening Sizes	Weight	
	Aluminum Galv.	Steel
1524 mm x 3353 mm (5'0" x 11'0")	227 kg. (500 lbs.)	363 kg. (810 lbs.)
1829 mm x 3353 mm (6'0" x 11'0")	271 kg. (595 lbs.)	408 kg. (915 lbs.)
2338 mm x 2438 mm (8'0" x 8'0")	264 kg. (580 lbs.)	385 kg. (880 lbs.)

continued on back

Visit our video channels: <https://vimeo.com/channels/lexcoren>

COMMERCIAL BUILDING PRODUCTS

Ontario & Western Canada
1.800.268.2889



Quebec & Atlantic Canada
1.800.363.2307

lexcor.net

R-140 (CUSTOM DOUBLE LEAF) Roof Hatch

LEXCOR

Note: For Stainless Steel Roof Hatch, should the cover show black stains due to melting of the protection plastic, remove stain by using an abrasive paper (4000 or 6000 or Green scrub pads) and sand in the grain direction.

SAMPLE SPECIFICATION

Short Form

Lexcor hatches can be easily specified with a wide variety of options simply by adding the appropriate option suffix (see table below) to the product code. For example: R-140G/DD/VG/SB/R20 signifies a custom double leaf galvanized steel hatch with double clear acrylic dome glazing, vandalproof grid, safety bar handle and R-20 insulation system.

Metal Fabrication Alternatives:

- G:** Grey primer coated Galvanized Steel;
14 ga. curb & door(s), 22 ga. door liners
- A:** Mill finished Aluminum; 11 ga. curb & door(s),
18 ga. door liners
- S:** Stainless Steel
- C:** 1/16" half hard Copper curb and door(s); 1/32" door liners)
- F:** Galvanized Curb with Aluminum Lid.

Other Options (see Options section):

- SB:** Safety Bar Handle
- VG:** Vandal Guard
- SS:** Stainless Steel Hardware
- D:** Single clear acrylic dome glazing
- DD:** Double clear acrylic dome glazing
- DW:** Single white acrylic dome glazing.
- DDW:** Double dome; clear over white glazing.
- 16":** 16" (406 mm) high curb
- 18":** 18" (457 mm) high curb
- 24":** 24" (610 mm) high curb
- SR:** Safety Rail System
- R20:** R-20 Insulation System
- WGC:** Wind Gust Control Unit
- GS:** Gas Spring

Long Form

Note: phrases in brackets signify option choices.

Roof hatch(es) shall be Lexcor _____ roof hatch, size: _____ x _____, supplied by Lexsuco Corporation. Deck opening size shall correspond to hatch size. Curb and door(s) shall be (14 ga. primer coated galvanized steel; 11 ga. mill finished aluminum; 14ga. Type 304 Stainless Steel; 1/16" half hard Copper and shall be neatly welded and ground at corners). Door(s) shall have (1" [25.4 mm] fibreglass insulation with a minimum density of 4 lbs (1.8 kg); 3.5" [89 mm] polyisocyanurate insulation) and a door liner of (18 ga. Primer coated galvanized steel; 22 ga. mill finished aluminum; 18 ga. Type 304 stainless steel; 1/16" copper sheet). Curb shall be (12" [305 mm]; 16" [407 mm]; 18" [457 mm]; 24" [610 mm]) high with (1" [25.4 mm] high density polyisocyanu-

rate insulation - standard model; 3.5" [89 mm] polyisocyanurate - R-20 model) secured to the curb exterior. Curb shall have 3.5" [89 mm]; 6" [152 mm] wide, prepunched flanges. Roof hatch(es) shall be completely assembled with heavy duty torsion bar operated doors / heli coil operated doors, latching mechanisms, interior (and exterior) padlock hasps and EPDM seal gasket. Door(s) shall be equipped with an a gravity fed hold-open arm complete with a foam rubber grip handle. All hardware shall be (zinc plated; stainless steel). (Galv. steel hatch shall be factory finished with grey primer coating). Installation shall be in strict accordance with Lexcor instructions.

Hatch(es) shall be warranted to be free from material or workmanship defects for ten (10) years. Primed hatches should be painted on site by others. The hidden torsion bar is featured on the Standard R-100, whereas the Heli coil is featured on the R-100/R20.

OPTIONS:

[Hatch(es) shall be equipped with 1-3/8" (35 mm) diameter Safety Bar coated with 20 mil PVC colour coated roof safety green. Safety Bar shall be mounted on the (right; left) corner of hatch curb without impeding operation of the door.]

[Hatch shall be glazed with (single; double) acrylic dome(s) manufactured to support 39.9 lb/ft² (195 kg/m²) live load. (Single; Inside) dome shall be (clear; bronze; white). (Outer dome shall be clear; bronze).]

[Hatch(es) shall be equipped with a 14 ga. primer coated galvanized steel Vandal Grid mounted on the inside of the door, underneath the skylight.]

[Hatch(es) shall be equipped with a Wind Gust Control Unit mounted on the inside of the hatch.]

[Hatches shall be equipped with a Gas Spring mounted on the inside of the hatch.]

Lexcor Roof Hatches allow to meet Novoclimat standards

LEED Information

Pre-consumer Recycled Content	30%
Post-consumer Recycled Content	47%
Solar Reflectance Index (white painted finish)	90
Manufacturing Site	Mississauga, ON

For a complete LEED report, please contact Lexcor.

COMMERCIAL BUILDING PRODUCTS

Ontario & Western Canada
1.800.268.2889



Quebec & Atlantic Canada
1.800.363.2307