

LEXBASE FR

2 IN 1 ROOF COMPOSITE PANEL


DESCRIPTION & USE

An insulation overlay-protection board composed of a modified bituminous base sheet membrane, factory laminated to a fire-retardant fibreboard panel. The base sheet membrane is made of either glass fibre mat or heavy duty non-woven polyester, enhanced with glass fiber strands and selected SBS modified bitumen for superior flexibility and stability.

TECHNICAL DATA

Type	Width x Length	Total Weight	Total Thickness
95 FR	914 mm x 2438 mm x 12.70 mm (3' x 8' x 1/2")	15 kg (33 lbs)	14.9 mm (0.59")
180 FR	914 mm x 2438 mm x 12.70 mm (3' x 8' x 1/2")	16 kg (35 lbs)	14.9 mm (0.59")
180 FR	914 mm x 4876 mm x 12.70 mm (3' x 16' x 1/2") - fan fold	32 kg (71 lbs)	14.9 mm (0.59")

Fire Resistant Fibreboard	
Property	12.70 mm (1/2")
Linear Expansion (ASTM C-209)	0.10 %
Compressive Strength (ASTM C-165) at 10% Deformation at 25% Deformation	34.8 lbs/in ² 51 lbs/in ²
R-Value (ASTM C-518)	1.55 (1/2")
Water Absorption (ASTM C-209)	3.5%
Density (ASTM D-1037)	232 kg/m ³ (14.5 lbs/pi ³)
Transversal Force at Break (ASTM C-209)	40 N (9.0 lbs)
Flame Spread (ULC S-102 / ULC S-102.2)	< 25 / < 25
Smoke Development (ULC S-102 / ULC S-102.2)	< 30 / < 30
Tensile Strength (ASTM C-1623) Perpendicular to Surface (ASTM C-209) Parallel to Surface (ASTM C-209)	761 lbs/ft ² (min) 36.5 kPa (min) 187 lbs/in ² (1.29 MPa)



APPLICATION

LEXBASE FR is used as an insulation overlay-protection board and base sheet in the roofing system. It can be adhered with selected adhesives, hot asphalt or mechanically fastened. For more information on the securement patterns and proper adhesives please consult your LEXCOR representative.

APPROVALS & COMPLIANCES

ULC Evaluation Results

FIRE RESISTANT FIBREBOARD PANEL
CAN/ULC-S706 standards

FM Classification Results

FIRE RESISTANT FIBREBOARD PANEL
Class 1, 4470 Norm

Reinforcement Membrane	95 g/m ²	180 g/m ²
Upper Side	Heat-weldable surface	Heat-weldable surface
Cold Flex	Pass, °C (°F) (ASTM D-6164)	Pass, °C (°F) (ASTM D-6164)
Tensile Strength (MD and XD)	Pass, kN/m (lbf/in) (ASTM D-6164)	Pass, kN/m (lbf/in) (ASTM D-6164)
Tensile Tear (MD and XD)	Pass, N (lbf) (ASTM D-6164)	Pass, N (lbf) (ASTM D-6164)
Ultimate Elongation (MD and XD)	Pass, % (ASTM D-6164)	Pass, % (ASTM D-6164)
Tear Strength (MD and XD)	Pass, N (lbf) (CGSB-37.56-M)	Pass, N (lbf) (CGSB-37.56-M)
Lap Strength (MD and XD) 5D to 23°C (73.4 °F)	Pass, kN/m (lbf/in) (CGSB-37.56-M)	Pass, kN/m (lbf/in) (CGSB-37.56-M)
Strain Energy (MD and XD) 5D to 23°C (73.4 °F)	N/D	Pass, kN/m (CGSB-37.56-M)
Static Puncture	N/D	Pass, N (lbf) (CGSB-37.56-M)




COMMERCIAL BUILDING PRODUCTS

Ontario & Western Canada 1.800.268.2889 / Quebec & Atlantic Canada 1.800.363.2307

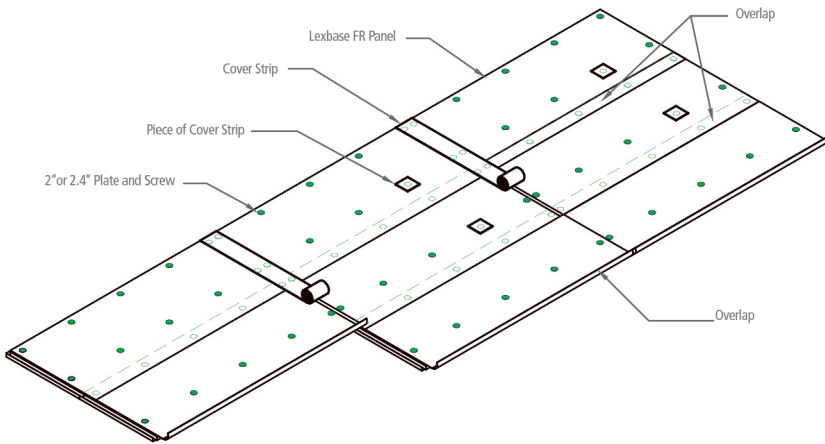
Distr. By/Par Lexsucu 2010 Corporation, 3275 Orlando Drive, Mississauga, ON, L4V 1C5

LEXBASE FR INSTALLATION DIAGRAM FOR MECHANICAL FASTENING

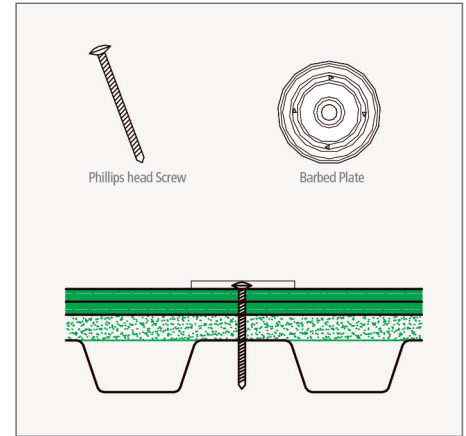


INSTALLATION DIAGRAM FOR MECHANICAL FASTENING

DETAIL #1

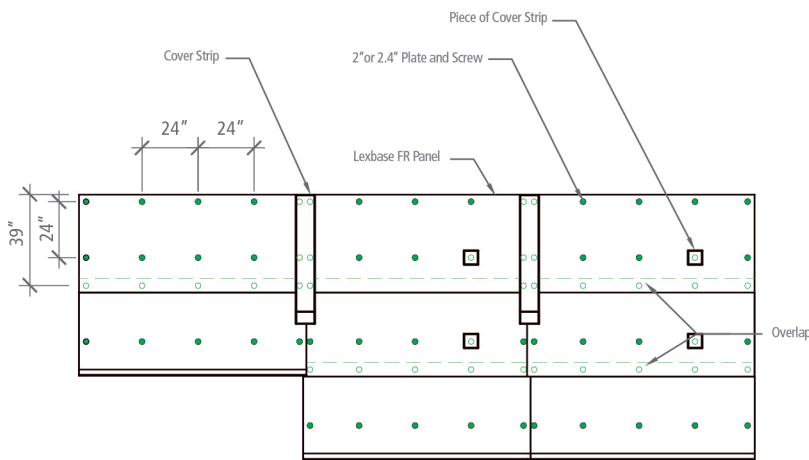


DETAIL #3



Cover Strip is required even if the cap sheet is installed in the same day.

DETAIL #2



Mechanical fasteners must penetrate at least $\frac{3}{4}$ " in steel deck, 25.4 mm (1") in wood deck and $\frac{1}{2}$ " in plywood deck. For steel deck, the fastener must penetrate the deck on the higher part of the flute (see detail 3). Use 50 mm (2") or 60 mm (2.4") barbed steel plates depending on the application. Fasteners should be placed at a minimum 1" of the edge of the panel to provide adequate support.



COMMERCIAL BUILDING PRODUCTS

Ontario & Western Canada 1.800.268.2889 / Quebec & Atlantic Canada 1.800.363.2307

Distr. By/Par Lexsuco 2010 Corporation, 3275 Orlando Drive, Mississauga, ON, L4V 1C5